



















EOSB Fund Performance | DEWS | 31 JUL 2025

Indicative Assets under Management [31-Jul-2025] = USD 962.3 m¹¹

| FUND NAME SHARE CLASS ¹ | PER UNIT NAV ² | | | NET PERFORMANCE (%) | | | | | FUND FACTS | | | | PORTFOLIO PROFILE | | RATING ⁹ |
|--|---------------------------|---|-----|---------------------|------|--------|--------|------------------------|----------------------|-------------------------|----------------------|---|-----------------------------|-------------|---------------------|
| All amounts in USD and net of charges | 31-07-2025 | Last 5Y | 1 M | YTD | 1 Y | 3 Y pa | 5 Y pa | Fund Size ³ | SC Size ⁴ | DEWS split ⁵ | Charges ⁶ | Allocation ⁷ | Top 5 holdings ⁸ | Morningstar | |
| Mercer USD Cash Fund E-1.23-USD ISIN: IE00BKLFW302 🔗 | 108.26 | 110.00 90.00  | 0.3 | 1.8 | 3.4 | 3.6 | 1.7 | 1.0 b | 30.5 m | 3% | 1.31% |  | 11.9% | Not Rated | |
| Mercer Multi Asset Balanced Growth Fund E-1.23-USD ¹⁰ ISIN: IE00BKBY5S31 🔗 | 133.32 | 140.00 90.00  | 0.0 | 5.2 | 6.3 | 5.4 | 3.8 | 0.5 b | 537.7 m | 56% | 1.36% |  | 95.6% | Not Rated | |
| Mercer Diversified Growth Fund E-H-1.242-USD ISIN: IE00BKLFW419 🔗 | 153.74 | 160.00 90.00  | 0.3 | 5.9 | 7.9 | 7.0 | 5.9 | 10.0 b | 61.0 m | 6% | 1.35% |  | 42.5% | ★★★★ | |
| Mercer Multi Asset Growth Fund E-H-1.242-USD ISIN: IE00BKBY5X83 🔗 | 159.30 | 160.00 90.00  | 0.5 | 7.1 | 9.8 | 7.8 | 6.7 | 10.7 b | 76.4 m | 8% | 1.33% |  | 62.4% | ★★★ | |
| Mercer Multi Asset High Growth Fund E-H-1.242-USD ISIN: IE00BKLFW294 🔗 | 196.42 | 200.00 90.00  | 0.7 | 7.6 | 10.1 | 8.7 | 8.0 | 0.7 b | 133.7 m | 14% | 1.34% |  | 68.9% | ★★★★ | |
| Mercer Passive Global Equity Fund E-1.23-USD ISIN: IE000PL6R5L5 🔗 | 139.90 | 140.00 70.00  | 1.1 | 9.8 | 14.0 | 14.6 | - | 7.3 b | 55.4 m | 6% | 1.26% |  | 18.4% | ★★★★ | |
| Mercer Short Duration Global Bond Fund 1 E-1.23-USD ISIN: IE000RHRQNZ7 🔗 | 112.93 | 120.00 80.00  | 0.4 | 3.1 | 5.1 | 4.8 | - | 1.2 b | 9.6 m | 1% | 1.34% |  | 25.1% | ★★★★ | |
| Franklin Global Sukuk Fund M (acc) USD ISIN: LU2324828008 🔗 | 10.07 | 11.00 8.00  | 0.5 | 3.9 | 4.7 | 2.5 | - | 0.9 b | 7.2 m | 1% | 1.88% |  | 15.3% | ★★★ | |
| HSBC Islamic Global Equity Index Fund EC ISIN: LU2288915254 🔗 | 15.18 | 16.00 7.00  | 2.4 | 6.1 | 11.4 | 16.2 | - | 2.4 b | 31.1 m | 3% | 1.792% |  | 99.9% | ★★★★★ | |
| Emirates Islamic Money Market Fund DEWS USD ISIN: JE00BK6JPT49 🔗 | 10.89 | 12.00 8.00 | 0.2 | 1.8 | 3.2 | 3.1 | 1.7 | 0.7 b | 19.7 m | 2% | 1.52% | | 77.6% | Not Rated | |

GUIDANCE

¹**Share Class (SC):** A category of shares within a fund, offering different fee structures, dividend policies, or currency options.

²**NAV:** The per unit value of a fund, calculated by dividing the total fund assets minus liabilities by the number of units outstanding.

³**Fund Size:** The total value of assets managed within the fund. Please note that due to foreign exchange differences, this value is an approximation.

⁴**SC Size:** The total value of assets held within a specific share class of the fund. Please note that due to foreign exchange differences, this value is an approximation.

⁵**DEWS Split:** The total value of assets spread across various funds offered by DEWS (DIFC Employee Workplace Savings) Plan.

⁶**Charges:** Refers to ongoing charges as per the latest Key Information Document. This includes the annual cost of managing the fund (but not the transaction costs), expressed as a percentage of fund assets. Such figures may vary from time to time.

⁷**Allocation:** Refers to asset allocation i.e. the distribution of a fund's investments across different asset classes [■CASH ■BONDS ■EQUITY ■OTHER]. For funds that have invested in other funds, this may vary across sources depending on the methodology used.

⁸**Top 5 holdings:** The fund's five largest investments by asset value. For funds that have invested in other funds, holdings are shown at the sub-fund level.

⁹**Rating:** Refers to the "Overall Rating" issued by Morningstar relative to the fund category.

¹⁰**Mercer Multi Asset Balanced Growth Fund | E-1.23-USD:** This is the default investment option under the DEWS Plan, for which limited public information is available. Accordingly, the Portfolio Profile is derived from the most recent factsheet issued by the Fund Manager, typically reflecting data from the previous month.

¹¹**Islamic Mudarabah:** The DEWS Plan also offers an Islamic Mudarabah managed by National Bonds. No public information is currently available for this investment option.

Coming soon: Performance vs. benchmarks.