

















EOSB Fund Performance | DEWS | 31 MAR 2025

Indicative Assets under Management [31-Mar-2025] = USD 831.2 m¹⁰

FUND NAME SHARE CLASS¹	PER UNIT NAV²		NET PERFORMANCE					FUND FACTS				PORTFOLIO PROFILE		RATING
All amounts in USD and net of charges	31-03-2025	Since inception	1 M	YTD	1 Y	3 Y pa	5 Y pa	Fund Size³	SC Size⁴	DEWS split⁵	Charges⁶	Allocation⁷	Top 5 holdings⁸	Morningstar
Mercer USD Cash Fund E-1.23-USD ISIN: IE00BKLFW302 🔗	107.19	110.00 90.00 	0.3	0.8	3.8	3.2	1.4	0.67 b	27.9 m	3%	1.31%		12.93%	Not Rated
Mercer Multi Asset Balanced Growth Fund E-1.23-USD⁹ ISIN: IE00BKBY5S31 🔗	127.65	140.00 90.00 	-1.2	0.7	3.5	2.6	4.9	0.47 b	474.1 m	57%	1.36%		96.10%	Not Rated
Mercer Diversified Growth Fund E-H-1.242-USD ISIN: IE00BKLFW419 🔗	145.35	160.00 90.00 	-2.2	0.2	4.0	3.3	7.7	8.92 b	53.4 m	6%	1.35%		43.77%	★★★
Mercer Multi Asset Growth Fund E-H-1.242-USD ISIN: IE00BKBY5X83 🔗	147.36	160.00 90.00 	-3.2	-0.9	4.1	2.9	8.1	11.40 b	64.9 m	8%	1.33%		63.54%	★★★
Mercer Multi Asset High Growth Fund E-H-1.242-USD ISIN: IE00BKLFW294 🔗	180.38	200.00 90.00 	-3.6	-1.2	4.1	3.4	9.7	0.61 b	111.1 m	13%	1.34%		70.85%	★★★
Mercer Passive Global Equity Fund E-1.23-USD ISIN: IE000PL6R5L5 🔗	124.18	140.00 70.00 	-4.9	-2.5	5.4	6.4	-	6.58 b	42.7 m	5%	1.26%		16.83%	★★★
Mercer Short Duration Global Bond Fund 1 E-1.23-USD ISIN: IE000RHRQNZ7 🔗	110.89	120.00 80.00 	0.2	1.2	5.2	3.8	-	1.17 b	8.7 m	1%	1.34%		24.13%	★★★★★
Franklin Global Sukuk Fund M (acc) USD ISIN: LU2324828008 🔗	9.87	12.00 8.00 	0.1	1.9	4.0	1.1	-	0.82 b	6.3 m	1%	1.88%		18.64%	★★★
HSBC Islamic Global Equity Index Fund EC ISIN: LU2288915254 🔗	13.23	17.00 7.00 	-7.0	-7.5	4.2	6.9	-	2.08 b	25.1 m	3%	1.792%		36.10%	★★★★
Emirates Islamic Money Market Fund DEWS USD ISIN: JE00BK6JPT49 🔗	10.78	12.00 8.00 	0.2	0.7	3.5	2.7	-	0.62 b	17.1 m	2%	1.52%		73.10%	Not Rated

GUIDANCE

831.2 m 100%

¹**Share Class (SC):** A category of shares within a fund, offering different fee structures, dividend policies, or currency options.

²**NAV:** The per unit value of a fund, calculated by dividing the total fund assets minus liabilities by the number of units outstanding.

³**Fund Size:** The total value of assets managed within the fund. Please note that due to foreign exchange differences, this value is an approximation.

⁴**SC Size:** The total value of assets held within a specific share class of the fund. Please note that due to foreign exchange differences, this value is an approximation.

⁵**DEWS Split:** The total value of assets spread across various funds offered by DEWS (DIFC Employee Workplace Savings) Plan.

⁶**Charges:** Refers to ongoing charges as per the latest Key Information Document. This includes the annual cost of managing the fund (but not the transaction costs), expressed as a percentage of fund assets. Such figures may vary from time to time.

⁷**Allocation:** Refers to asset allocation i.e. the distribution of a fund's investments across different asset classes [ CASH  BONDS  EQUITY  OTHER]. For funds that have invested in other funds, this may vary across sources depending on the methodology used.

⁸**Top 5 holdings:** The fund's five largest investments by asset value. For funds that have invested in other funds, holdings are shown at the sub-fund level.

⁹**Mercer Multi Asset Balanced Growth Fund | E-1.23-USD:** This is the default investment option under the DEWS Plan which is not publicly available. Accordingly, the Fund Facts and Portfolio Profile are derived from the most recent factsheet issued by the Fund Manager, typically reflecting data from the previous month.

¹⁰**Islamic Mudarabah:** The DEWS Plan also offers an Islamic Mudarabah managed by National Bonds. No public information is currently available for this investment option.

Coming soon: Performance vs. benchmarks.